

ROARING FORK WATER & SANITATION DISTRICT

LETTER OF BUDGET TRANSMITTAL


To: Division of Local Government
1313 Sherman Street, Room 521
Denver, CO 80203

Date: January 19, 2024

Attached is a copy of the 2024 Budget for the Roaring Fork Water & Sanitation District in Garfield County, submitted pursuant to Section 29-1-113, C.R.S. This budget was adopted on November 14, 2023. If there are any questions on the budget, please contact Tonya Uren at 970-945-2144, and PO Box 1002, Glenwood Springs, CO 81602.

The mill levy certified to the County Commissioners is 7.4 mills for all general operating purposes, subject to statutory and/or TABOR limitation. Based on an assessed valuation of \$93,302,900 the total property tax revenue is \$690,441. A copy of the certification of mill levies sent to the County Commissioners is enclosed.

I hereby certify that the enclosed is a true and accurate copy of the 2024 Adopted Budget and certification of tax levies to the Board of County Commissioners.



Tonya Uren
Budget Officer
Roaring Fork Water & Sanitation District

PO BOX 1002
GLENWOOD SPRINGS, CO 81602
TEL: (970)945-2144

RFWSD

BILLING: PO BOX 326
GLENWOOD SPRINGS, CO 81602
TEL: (970)625-6145

ROARING FORK WATER SANITATION DISTRICT
CERTIFICATION OF TAX LEVIES
FOR THE 2024 BUDGET YEAR

To: Garfield County Assessor. The Board of Directors of the Roaring Fork Water & Sanitation District hereby certifies the following mill levies to be extended upon the assessed valuation of \$93,302,900
Submitted this date: January 9, 2024

PURPOSE	LEVY	REVENUE
1. General Operation Expenses	7.4	\$690,441
2. Temporary Property Tax Credit/Temporary Mill Levy Reduction	n/a	n/a
SUBTOTAL	7.4	\$690,441
3 General Obligation Bonds and Interest	n/a	n/a
4 Contractual Obligations Approved at Election	n/a	n/a
5 Capital Expenditures	n/a	n/a
6 Refunds/Abatements	n/a	n/a
7 Other (specify)	n/a	n/a
GROSS TOTAL or NET TOTAL	7.4	\$690,441

Contact Person: Tonya Uren

Phone: (970)945-2144

Signed: Tonya Uren

Title: District Administrator

cc: Garfield County Commissioners
Garfield County Treasurer
Division of Local Government

ROARING FORK WATER & SANITATION DISTRICT

RFWSD 2024 BUDGET MESSAGE

The attached Budget for the Roaring Fork Water & Sanitation District includes these important features:

Operating Budget

- The 2024 Budget assumes 14 new residential customers.
- Property Tax Revenue is projected to be \$690,441 with the mill levy set at 7.4.
- The 2024 Budget maintains water and sewer service fees without increase.
- Operating expenses were evaluated and increased 4% over 2023 where feasible. Budget Notes indicate expenses over three-year average or trending activity.
- The District sets money aside each year for future replacement of the water and wastewater systems. In 2024 the District will set aside \$115,000 for water reserves and \$570,000 for wastewater reserves.
- The District sets money aside each year for new water and sewer infrastructure projects. In 2024 the District will set aside \$85,741 for sewer system projects and \$71,050 for water projects.

Non-Operating Budget

- Debt Service
 - Pursuant to an Agreement between Aspen Glen Golf Company, the Homeowners' Association at Aspen Glen and the Roaring Fork Water & Sanitation District, \$1,575 of each water tap (\$6,700) received by the District from customers within the Aspen Glen development is to be reimbursed to the Homeowners' Association at Aspen Glen until \$1,004,696, the total cost of the wholesale water facility, is recovered by the Homeowners' Association at Aspen Glen to the best of the District's ability. The capital projects budget anticipates receipt of ten (10) tap fees within Aspen Glen in 2024.
 - Pursuant to an Agreement between Aspen Glen Golf Company, the Homeowners' Association at Aspen Glen and the Roaring Fork Water & Sanitation District, \$3,900 of each sewer tap of (\$11,500) received by the District from customers within the Aspen Glen, Midland Point and Coryell Ranch developments, is to be reimbursed to the Homeowners' Association at Aspen Glen until \$1,367,086, the cost of the wholesale facility, is recovered by the Homeowners' Association at Aspen Glen to the best of the District's ability. The capital projects budget anticipates receipt of ten (10) tap fees within Aspen Glen in 2024.

PO Box 1002
GLENWOOD SPRINGS, CO 81602
TEL: (970)945-2144

RFWSD

BILLING: PO Box 326
GLENWOOD SPRINGS, CO 81602
TEL: (970)625-6145

ROARING FORK WATER & SANITATION DISTRICT

- In 2003 the District received \$848,125 from LB Rose Ranch, a development (presently named Ironbridge) included in its Regional Service Area, in exchange for providing the Rose Ranch development with potable water services. Pursuant to an Agreement between LB Rose Ranch and the Roaring Fork Water & Sanitation District, \$1,575 of each water tap (\$6,700) received by the District from customers within the Ironbridge development is to be reimbursed to the developer until the \$848,125 is recovered by the developer to the best of the District's ability. The capital projects budget anticipates receipt of four (4) tap fees within Ironbridge in 2024.
- Tap Fee Net Income
 - Increase water tap fee from \$3,700 to \$6,700. Increase sewer tap fee from \$6,500 to \$11,500.
 - Transfer water tap fee income to the Water System Investment Fund for future water system infrastructure.
 - Transfer \$2,600 from each Aspen Glen sewer tap fee income and \$6,500 from each Ironbridge sewer tap fee income to the Water Reserve Account to replenish after the wastewater plant expansion project.
 - Transfer \$5,000 from each sewer tap fee income to Sewer System Investment Fund for future sewer system infrastructure.
- General Reserve Funded Projects
 - Purchase a new dump trailer to haul BioSolids offsite.
 - Improve irrigation of grounds at the wastewater plant.
- Water Reserve Funded Projects
 - Hydrant Repair/Replacement
 - Purchase spare pumps for the well houses.
- Sewer Reserve Funded Projects
 - Lift Station: Replace the Ironbridge lift station on River Bank Lane.
 - WWTP and Lift Station: Update the wastewater plant and lift stations deemed necessary by asset management evaluation.

The budgetary basis of accounting the Roaring Fork Water & Sanitation District uses is accrual. The Roaring Fork Water & Sanitation District was organized as the Aspen Glen Water & Sanitation District by Order of Court entered on May 3, 1994. The District's Service Plan, which was approved by Garfield County, provides that the District was created to provide both potable water and wastewater treatment service to properties within the District's boundaries and, in the case of wastewater treatment services, to properties which may later be annexed into the District or properties which execute an approved out-of-district service contract with the District. The District's name was changed to the Roaring Fork Water & Sanitation District by Order of Court entered on July 14, 1998. In May 2001, the Garfield County Commissioners approved an Amendment to the District's Service Plan which allows the District to provide both water and wastewater service anywhere within the District's Regional Service Area as defined in the Amended Service Plan which was further modified in May 2016.

PO Box 1002
GLENWOOD SPRINGS, CO 81602
TEL: (970)945-2144

RFWSD

BILLING: PO Box 326
GLENWOOD SPRINGS, CO 81602
TEL: (970)625-6145

Roaring Fork Water Sanitation District
2024 Budget

	2022 Actual	2023 Projected	2024 Budget
ESTIMATED RESOURCES			
<i>Beginning Fund Balance: GENERAL RESERVES (1)</i>	198,395.92	217,472.77	257,679.84
<i>Beginning Fund Balance: WATER RESERVES (2)</i>	681,810.40	995,678.12	1,198,625.92
<i>Beginning Fund Balance: SEWER RESERVES (3)</i>	737,548.15	1,061,290.57	1,374,850.53
<i>Beginning Fund Balance: Water Systems Investment Fund (4)</i>	528,512.59	622,788.72	674,851.97
TOTAL ESTIMATED RESOURCES	2,146,267.06	2,897,230.18	3,506,008.26
OPERATING BUDGET			
Income			
Water Revenues			
Water Service Fees (6)	212,805.09	214,719.00	218,800.00
Water Usage (7)	174,611.09	179,000.00	155,000.00
Water Inspections	2,875.00	1,550.00	750.00
Water - Service Penalty Fees	795.05	818.00	400.00
Total Water Revenues	391,086.23	396,087.00	374,950.00
Sanitation Revenues			
Sewer Service Fees (8)	404,989.74	427,624.00	433,560.00
Sewer Inspections	2,875.00	1,550.00	750.00
Sewer Service Penatly Fees	795.03	818.00	400.00
Total Sanitation Revenues	408,659.77	429,992.00	434,710.00
Property Tax Revenue (9)			
Property Tax	387,561.55	391,267.00	690,441.00
Property Tax Interest	745.25	300.00	300.00
Specific Ownership	29,390.72	21,200.00	10,000.00
Total Property Tax Income	417,697.52	412,767.00	700,741.00
Storage Rental (10)	2,500.00	0.00	0.00
Total Income	1,219,943.52	1,238,846.00	1,510,401.00
Expense (11)			
Administrative Expenditures			
Admin - Capital	0.00	0.00	0.00
Admin - Auto/Travel	4,332.50	4,552.94	4,735.00
Admin - Billing Clerk	31,065.00	31,400.00	32,656.00
Admin - Customer Service Manager	47,584.00	48,600.00	49,400.00
Admin - District Administrator	85,137.00	88,540.00	91,200.00
Admin - Director Fees	3,375.00	3,975.00	4,275.00
Admin - Data Process/Support	11,364.62	18,000.00	13,520.00
Admin - Utlity Notification Fee	465.40	446.39	470.00
Admin - Dues/Subscript/Training	1,488.43	1,789.74	1,860.00
Admin - Fees (Bank/Credit Card)	5,281.32	4,571.15	4,800.00
Admin - Insurance	21,856.58	26,447.00	28,500.00
Admin - GIS Mapping/Asset Mgmt	2,462.00	1,476.00	4,425.00
Admin - Postage & Freight	2,684.72	2,356.74	2,450.00
Admin - Professional/Audit	6,000.00	6,200.00	6,400.00
Admin - Professional/Engineer (12)	26,909.25	24,889.26	34,500.00
Admin - Professional/Legal (12)	22,183.25	33,308.00	36,000.00
Admin - Prof/Water Rights	3,226.75	5,005.50	5,200.00

Roaring Fork Water Sanitation District
2024 Budget

	2022 Actual	2023 Projected	2024 Budget
Admin - Operator Administrative	0.00	900.00	940.00
Admin - Supplies	13,011.48	5,043.85	5,245.00
Admin - Treasurer Fees (13)	7,766.16	8,800.00	15,600.00
Admin - Utilities	8,630.94	7,884.36	8,300.00
Total Administrative Expenditures	304,824.40	324,185.93	350,476.00
Water Source of Supply			
(W) Source - Repair & Maint (17)	0.00	2,400.00	2,500.00
(W) Source - Water Rights Contracts	6,001.50	8,553.60	8,900.00
(W) Source - Ditch Maintenance	2,040.80	5,165.97	5,400.00
Total Water Source of Supply	8,042.30	16,119.57	16,800.00
Water Treatment Plant			
(W) Plant - Chemicals	10,791.53	14,744.72	11,300.00
(W) Plant - Contract Labor (14)	19,800.00	19,800.00	19,800.00
(W) Plant - Permits	155.00	465.00	490.00
(W) Plant - Repair & Maint (17)	10,980.78	15,870.00	18,500.00
(W) Plant - Supplies	102.72	125.00	130.00
(W) Plant - Testing	5,406.26	5,684.10	6,000.00
(W) Plant - Utilities	24,580.03	25,120.06	26,200.00
Total Water Treatment Plant	71,816.32	81,808.88	82,420.00
Water Transmission & Lines			
(W) Lines - Capital	0.00	0.00	0.00
(W) Lines - Repair & Maint (17)	6,610.47	56,000.00	34,000.00
(W) Lines - Hydrant Maintenance & Inspection	7,970.00	8,185.00	8,500.00
(W) Lines - Utilities	774.39	1,276.58	2,000.00
Total Water Transmission & Lines	15,354.86	65,461.58	44,500.00
Sanitation Plant & Treatment			
(S) Plant - Capital	3,599.00	0.00	0.00
(S) Plant - Chemicals	2,010.00	3,057.00	3,200.00
(S) Plant - Contract Labor (14)	49,800.00	49,800.00	49,800.00
(S) Plant - Grounds & Road Maintenance	8,221.51	14,800.00	15,200.00
(S) Plant - Permits	2,980.00	4,237.50	4,400.00
(S) Plant - Repair & Maint (17)	37,451.89	63,000.00	54,000.00
(S) Plant - Sludge Removal	7,831.65	16,635.00	17,200.00
(S) Plant - Supplies	5,313.51	3,850.94	4,800.00
(S) Plant - Testing	7,883.00	5,009.00	5,200.00
(S) Plant - Utilities	66,023.50	64,313.42	66,900.00
Sanitation Plant & Treatment	191,114.06	224,702.86	220,700.00
Sanitation Collection Lines			
(S) Lines - Capital			
(S) Lines - Jetting/TV	11,671.50	17,894.00	18,700.00
(S) Lines - Repair & Maint (17)	20,000.92	4,000.00	8,500.00
(S) Lines - R&M Lift Station (17)	25,277.44	52,097.86	55,000.00
(S) Lines - Utilities	8,691.99	10,368.25	12,564.00
Total Sanitation Collection Lines	65,641.85	84,360.11	94,764.00

Roaring Fork Water Sanitation District
2024 Budget

	2022 Actual	2023 Projected	2024 Budget
WATER RESERVE FUND (15)	107,610.00	80,000.00	115,000.00
SEWER RESERVE FUND (15)	430,450.00	320,000.00	570,000.00
SEWER SYSTEM INVESTMENT FUND (16)			15,741.00
Total Expense	1,194,853.79	1,196,638.93	1,510,401.00
NET OPERATING INCOME	25,089.73	42,207.07	0.00
NON-OPERATING BUDGET			
Other Income			
OTHER REVENUE			
Water and Sewer Tap Fees:			
Water Tap Fees (18)	144,966.00	60,865.00	93,800.00
Sewer Tap Fees (18)	288,483.10	106,925.00	161,000.00
Interest Income:			
Interest Income: General Fund	3,922.02	7,000.00	6,240.00
Interest Income: WSIF	9,053.63	31,000.00	34,000.00
Interest Income: SSIF	0.00	0.00	200.00
Interest Income: (W) RESV	12,344.12	50,500.00	58,000.00
Interest Income: (S) RESV	14,583.27	57,000.00	38,000.00
TOTAL OTHER REVENUE	473,352.14	313,290.00	391,240.00
Transfer In from Operating Budget			
WATER RESERVE FUND (19)	107,610.00	80,000.00	115,000.00
SEWER RESERVE FUND (19)	430,450.00	320,000.00	570,000.00
SEWER SYSTEM INVESTMENT FUND (16)			15,741.00
TOTAL TRANSFER IN FROM OPERATING BUDGET	538,060.00	400,000.00	700,741.00
Total Other Income	1,011,412.14	713,290.00	1,091,981.00
Other Expense			
REIMBURSEMENT TO DEVELOPER			
(W) Tap Reimb to Developer (20)	56,038.50	25,908.75	22,050.00
(S) Tap Reimb to Developer (20)	89,232.00	29,055.00	39,000.00
Total REIMBURSEMENT TO DEVELOPER	145,270.50	54,963.75	61,050.00
(W) Water Tap Net Revenue	88,927.50	34,956.25	71,750.00
Transfer to Water Investment Fund	88,927.50	34,956.25	71,750.00
(S) Sewer Tap Net Revenue	199,251.10	77,870.00	122,000.00
Transfer to Water Reserve Account	199,251.10	77,870.00	52,000.00
Transfer to Sewer System Investment Fund	0.00	0.00	70,000.00
GENERAL RESERVE FUNDED (21)			
WWTP Composite Sampler Enclosure	3,696.17	0.00	0.00
WWTP Air Conditioning	6,238.73	0.00	0.00
WWTP BioSolids Dump Trailer (22)	0.00	0.00	15,000.00
Line Locator	0.00	9,000.00	0.00

Roaring Fork Water Sanitation District
2024 Budget

	2022 Actual	2023 Projected	2024 Budget
WWTP Grounds Irrigation (23)	0.00	0.00	8,000.00
TOTAL GENERAL RESERVE FUNDED	9,934.90	9,000.00	23,000.00
WATER RESERVE FUNDED (24)			
(W) Hydrant Repair/Replacement (25)	1,850.00	350.00	3,000.00
(W) Well House Updates (26)	3,487.50	5,072.20	30,000.00
TOTAL WATER RESERVE FUNDED	5,337.50	5,422.20	33,000.00
SEWER RESERVE FUNDED (27)			
(S) WWTP: Upgrades (28)	4,862.30	1,971.69	10,000.00
(S) WWTP: IB Lift Station Plan/Permit & Construct (29)	82,038.25	59,488.25	1,400,000.00
(S) WWTP: Lift Station Pumps	9,948.00		
(S) WWTP: Lift Station Updates (30)	24,442.30	1,980.10	20,000.00
TOTAL SEWER RESERVE FUNDED	121,290.85	63,440.04	1,430,000.00
WATER SYSTEM INVESTMENT FUND			
CDPHE Sanitary Survey Response	3,705.00	13,893.00	
Well Draw Down Study (31)	0.00	0.00	25,000.00
TOTAL WATER SYSTEM INVESTMENT FUNDED	3,705.00	13,893.00	25,000.00
Total Other Expense	285,538.75	146,718.99	1,572,050.00
NET NON-OPERATING INCOME	725,873.39	566,571.01	(480,069.00)
NET INCOME (Retained)	750,963.12	608,778.08	(480,069.00)
ESTIMATED RESOURCES			
Ending Fund Balance: GENERAL RESERVES (1)	217,472.77	257,679.84	240,919.84
Ending Fund Balance: WATER RESERVES (2)	995,678.12	1,198,625.92	1,390,625.92
Ending Fund Balance: SEWER RESERVES (3)	1,061,290.57	1,374,850.53	552,850.53
Ending Fund Balance: WATER SYSTEMS INVESTMENT FUND (4)	622,788.72	674,851.97	755,601.97
Ending Fund Balance: SEWER SYSTEMS INVESTMENT FUND (5)	0.00	0.00	85,941.00
TOTAL ESTIMATED RESOURCES	2,897,230.18	3,506,008.26	3,025,939.26

ROARING FORK WATER & SANITATION DISTRICT

RFWSD BUDGET NOTES

OPERATING BUDGET

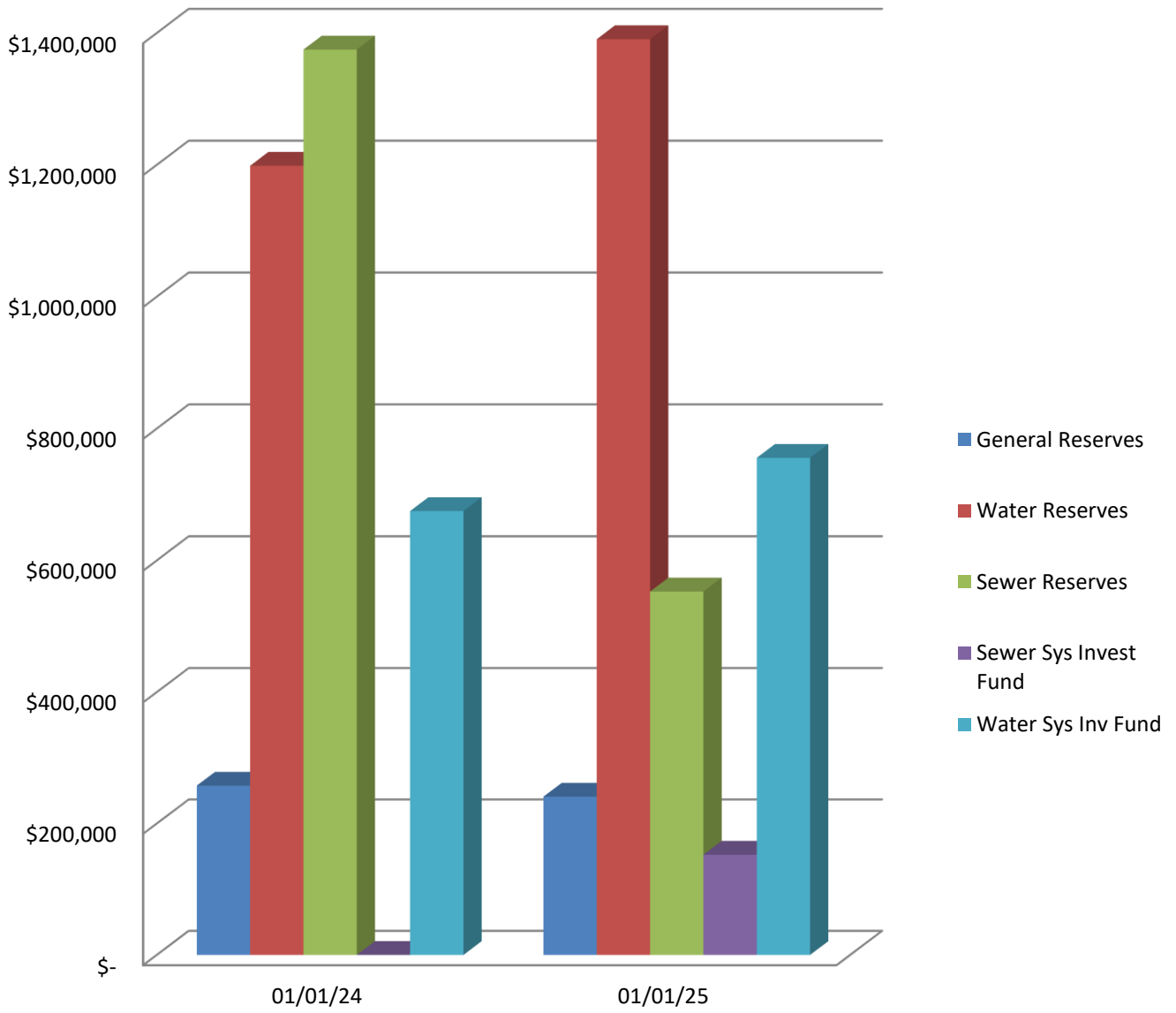
1	General Reserves Balance	Reserves for large capital purchases, projects and protect cash flow.
2	Water Reserve Fund Balances	Reserves for future water system replacement.
3	Sewer Reserve Fund	Reserves for future wastewater system replacement.
4	Water Systems Investment Fund	Water Tap Fee Income for future water system investment.
5	Sewer Systems Investment Fund	Sewer Tap Fee Income for future sewer system investment.
6	Water Service Fee	\$70 per customer (eqr)/quarter. Based on current number of customers.
7	Water Usage	Customer metered water, billed based on tiered rate block.
8	Sewer Service Fee	\$139 per customer (eqr)/quarter. Based on current number of customers.
9	Property Tax Revenue	Based on 7.4 Mill Levy and assessed valuation of \$93,302,900
10	Storage Rental	Parcel rental at WWTP for elk fencing storage (\$500/parcel) Leases ended 2023.
11	Expenses	All expenses increased by 4% unless noted.
12	Expenses	Based on a 3-year average and/or increased development activity.
13	Admin: Treasurer Fees	Fees to County based on property tax revenue.
14	(W) & (WW) Plant: Contract Labor	Set Monthly Contract Rate.
15	Water Reserve Fund and Sewer Reserve Fund	Reserve money set aside for future replacement of water system and wastewater system.
16	Sewer System Investment Fund	Reserve money set aside for future sewer system investment.
17	Expenses: Repair & Maintenance	Increase based on trending activity.

ROARING FORK WATER & SANITATION DISTRICT

NON-OPERATING BUDGET

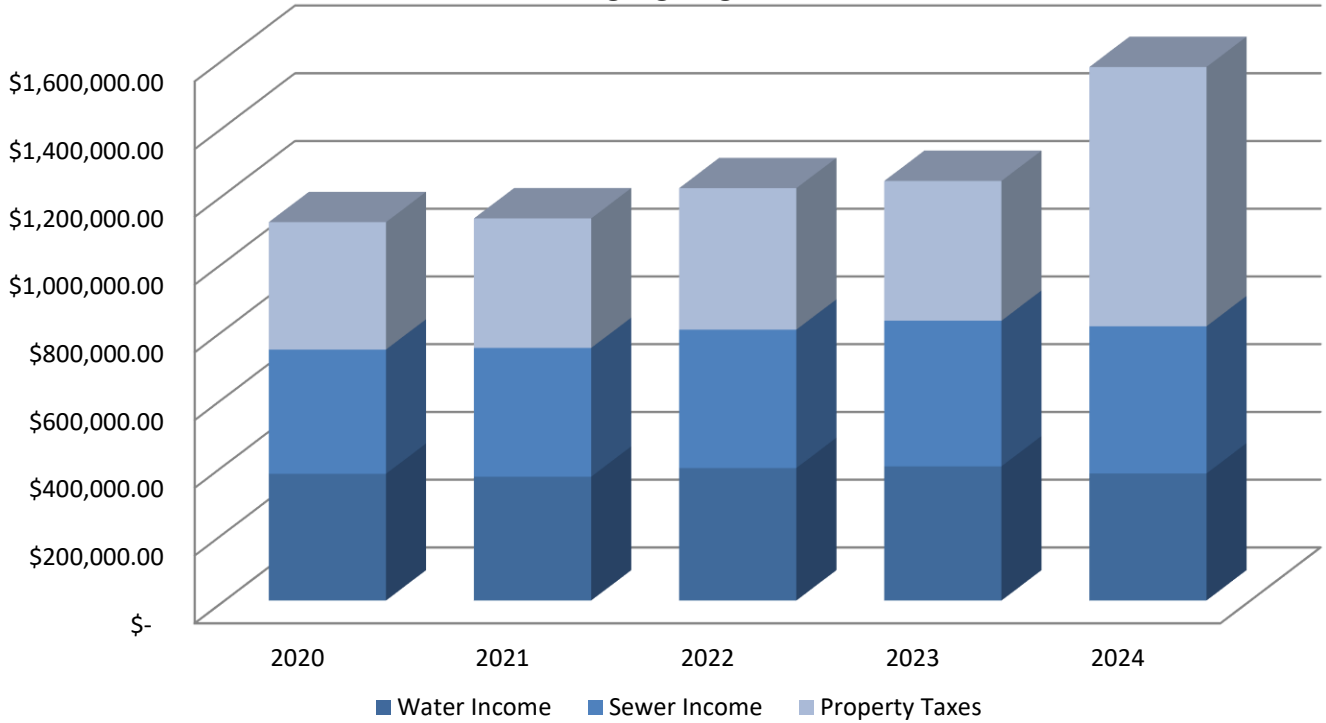
18	Tap Fees	14 residential taps projected for 2024. (10 Aspen Glen, 4 Ironbridge).
19	Water Reserve Fund	Money from the Operating Budget (15) for Capital Water Reserve Funded purchases.
19	Sewer Reserve Fund	Money from the Operating Budget (15) for Capital Sewer Reserve Funded purchases.
20	Developer Reimbursement	Reimbursement of developer's portion of tap fees based on # taps projected (10 Aspen Glen, 4 Ironbridge).
21	General Reserve Funded	Capital Expenditures funded through General Reserves.
22	WWTP BioSolids Dump Trailer	Purchase a new dump trailer to haul BioSolids off-site.
23	WWTP Grounds Irrigation Improvement	Improvements irrigation lines and controls.
24	Water Reserve Funded	Replacement projects funded through Water Reserve Account.
25	(W) Hydrant Repairs/Replacement	Hydrant Repairs and Replacement. (Annual maintenance and inspections is listed in the operating budget).
26	(W) Well House Updates	Purchase supply of redundant pumps for well houses.
27	Sewer Reserve Funded	Replacement projects funded through Sewer Reserve Account.
28	(S) WWTP Updates	Asset Management identified updates to WWTP
29	(S) Ironbridge Lift Station	Replace Ironbridge Lift Station on River Bank Lane.
30	(S) Lift Station Updates	Asset Management identified updates to lift stations.
31	Water System Investment Fund	Well Draw Down Study.

RFWSD Available Funds



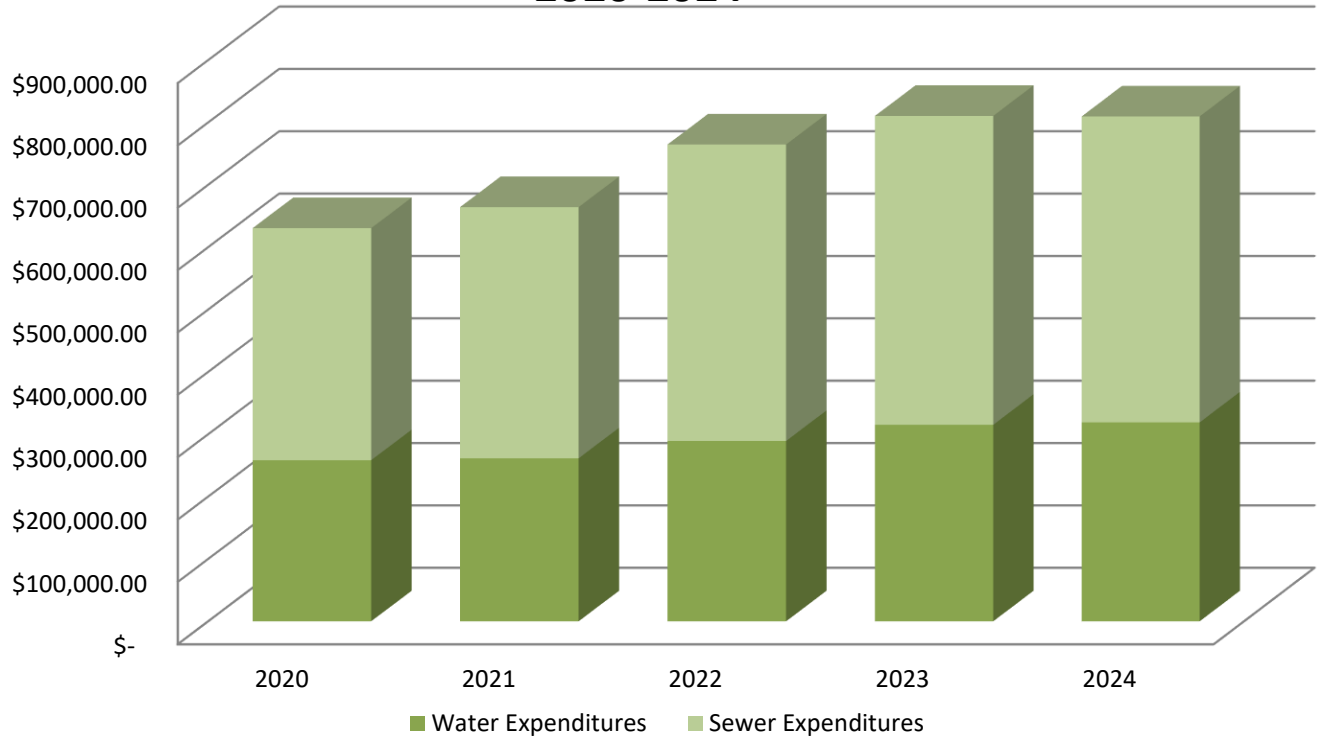
Operating Revenue

2020-2024



Operating Expenditures

2020-2024



**ROARING FORK WATER & SANITATION DISTRICT
RESOLUTION NO. 1
SERIES OF 2023
RESOLUTION TO SET MILL LEVY**

A RESOLUTION LEVYING GENERAL PROPERTY TAXES FOR THE YEAR 2023, TO HELP DEFRAID THE COSTS OF GOVERNMENT FOR THE ROARING FORK WATER & SANITATION DISTRICT, GARFIELD COUNTY, COLORADO, FOR THE 2024 BUDGET YEAR.

WHEREAS, the Board of Directors of the Roaring Fork Water & Sanitation District, has adopted the annual budget in accordance with the Local Government Budget Law, on November 14, 2023 and;

WHEREAS, the amount of money necessary to balance the budget for general operating purposes from property tax revenue is \$690,441 and;

WHEREAS, the amount of money necessary to balance the budget for bonds and interest is \$ -0-, and;


WHEREAS, the 2023 valuation for assessment for the Roaring Fork Water & Sanitation District as certified by the Garfield County Assessor is \$93,302,900
NOW, THEREFORE, BE IT RESOLVED BY THE BOARD OF DIRECTORS OF THE ROARING FORK WATER & SANITATION DISTRICT, GARFIELD COUNTY, COLORADO:

Section 1. That for the purpose of meeting all general operating expenses of the Roaring Fork Water & Sanitation District during the 2024 budget year, there is hereby levied a tax of 7.4 mills upon each dollar of the total valuation for assessment of all taxable property within the District for the year 2023.


Section 3. That the District Administrator is hereby authorized and directed to immediately certify to the County Commissioner of Garfield County, Colorado, the mill levies for the Roaring Fork Water & Sanitation District as hereinabove determined and set.

ADOPTED, this 14th day of November 2023, by a unanimous vote of the Roaring Fork Water & Sanitation District Board of Directors.

Attest:



Ian Exelbert
President



Brendan Matthias
Vice President

**ROARING FORK WATER & SANITATION DISTRICT
RESOLUTION NO. 2
SERIES OF 2023
RESOLUTION TO ADOPT BUDGET**

A RESOLUTION SUMMARIZING EXPENDITURES AND REVENUES FOR EACH FUND AND ADOPTING A BUDGET FOR THE ROARING FORK WATER & SANITATION DISTRICT, GARFIELD COUNTY, COLORADO, FOR THE CALENDAR YEAR BEGINNING ON THE FIRST DAY OF JANUARY 2024 AND ENDING ON THE LAST DAY OF DECEMBER 2024.

WHEREAS, the Board of Directors of the Roaring Fork Water & Sanitation District has appointed Tonya Uren, District Administrator, to prepare and submit a proposed budget to said governing body at the proper time; and

WHEREAS, Tonya Uren, District Administrator, has submitted a proposed budget to this governing body on October 15, 2023, for its consideration, and;

WHEREAS, upon due and proper notice, published or posted in accordance with the law, said proposed budget was open for inspection by the public at a designated place, a public hearing was held on November 14, 2023 and interested taxpayers were given the opportunity to file or register any objections to said proposed budget, and;

WHEREAS, whatever increases may have been made in the expenditures, like increases were added to the revenues so that the budget remains in balance, as required by law.


NOW, THEREFORE, BE IT RESOLVED BY THE BOARD OF DIRECTORS OF THE ROARING FORK WATER & SANITATION DISTRICT, GARFIELD COUNTY, COLORADO:

Section 1. That the budget as submitted, amended, and hereinabove summarized by fund, is hereby approved and adopted as the budget of the Roaring Fork Water & Sanitation District for the year stated above.


Section 2. That the budget hereby approved and adopted shall be signed by the President and Vice President of the Board of Directors of the Roaring Fork Water & Sanitation District and made a part of the public records of the District.

ADOPTED, this 14th day of November 2023, by a unanimous vote of the Roaring Fork Water & Sanitation District Board of Directors.

Attest:



Ian Exelbert
President



Brendan Matthias
Vice President

**ROARING FORK WATER & SANITATION DISTRICT
RESOLUTION NO. 3
SERIES OF 2023
RESOLUTION TO APPROPRIATE SUMS OF MONEY**

A RESOLUTION APPROPRIATING SUMS OF MONEY TO THE VARIOUS FUNDS AND SPENDING AGENCIES, IN THE AMOUNT AND FOR THE PURPOSE AS SET FORTH BELOW, FOR THE ROARING FORK WATER & SANITATION DISTRICT, GARFIELD COUNTY, COLORADO FOR THE 2024 BUDGET YEAR.

WHEREAS, the Board of Directors has adopted the annual budget in accordance with the Local Government Budget Law, on November 14, 2023 and;

WHEREAS, the Board of Directors has made provision therein for revenues in an amount equal to or greater than the total proposed expenditures as set forth in said budget, and;

WHEREAS, it is not only required by law, but also necessary to appropriate the revenues provided in the budget to and for the purposes described below, thereby establishing a limitation on expenditures for the operations of the District.

NOW, THEREFORE, BE IT RESOLVED BY THE BOARD OF DIRECTORS OF THE ROARING FORK WATER & SANITATION DISTRICT, GARFIELD COUNTY, COLORADO:

Section 1. That the following sums are hereby appropriated from the revenue of each fund, to each fund, for purposes stated:


Current Water Operating Expenses	\$ 318,958
Current Sanitation Operating Expenses	\$ 490,702
Developer Reimbursement	\$ 61,050
Capital Outlay	<u>\$ 1,511,000</u>
TOTAL GENERAL FUND	\$ 2,381,710

ADOPTED, this 14th day of November, 2023, by a unanimous vote of the Roaring Fork Water & Sanitation District Board of Directors.

Attest:



Ian Exelbert
President



Brendan Matthias
Vice President

**ROARING FORK WATER & SANITATION DISTRICT
RESOLUTION NO. 3
SERIES OF 2023
RESOLUTION TO APPROPRIATE SUMS OF MONEY**

Illustration

Current Water Operating Expenses	\$ 318,958
• Administration \$348,295 / 2 =	\$175,238
• Water Source of Supply	\$ 16,800
• Water Treatment Plant	\$ 82,420
• Water Transmission Lines	\$ 44,500
Current Sanitation Operating Expenses	\$ 490,702
• Administration \$348,295 / 2 =	\$175,238
• Sanitation Plant & Treatment	\$220,700
• Sanitation Collection Lines	\$ 94,764
Developer Reimbursement	\$ 61,050
• Water Tap Reimbursement	\$ 22,050
• Sewer Tap Reimbursement	\$ 39,000
Capital Outlay	\$ 1,511,000
• General Fund Capital	\$ 23,000
• Water Reserve Capital	\$ 33,000
• Sewer Reserve Capital	\$1,430,000
• Water System Invest Fund	\$ 25,000
 TOTAL GENERAL FUND	 \$ 2,381,710